

TABLE OF CONTENTS

ANESTHESIOLOGY

◆ **This Month in ANESTHESIOLOGY** 1A
Science, Medicine, and the Anesthesiologist..... 13A
Infographics in Anesthesiology 17A

◆ **Editorial Views**

Reversing Neuromuscular Blockade: Not Just the Diaphragm, but Carotid Body Function Too
J. J. Pandit, L. I. Eriksson 453

The Devil Is in the Details: Comparison of Postoperative Delirium and Neurocognitive Dysfunction
J. N. Browndyke, M. Devinnay, J. P. Mathew..... 456


Maintaining Hemostatic Balance in Treating Disseminated Intravascular Coagulation
A. C. Brown, J. H. Levy..... 459

Beyond Ventilator-induced Diaphragm Dysfunction: New Evidence for Critical Illness-associated Diaphragm Weakness
M. Dres, A. Demoule..... 462

Resident Mental Health: Time for Action
J. F. Karp 464

Perioperative Medicine

CLINICAL SCIENCE

◆◆ **Reversal of Partial Neuromuscular Block and the Ventilatory Response to Hypoxia: A Randomized Controlled Trial in Healthy Volunteers**
 *S. J. L. Broens, M. Boon, C. H. Martini, M. Niesters, M. van Velzen, L. P. H. J. Aarts, A. Dahan* 467


Despite full reversal of neuromuscular blockade at the thumb using different drug classes, this hypoxic chemoreflex is not fully restored.

◆◆ **Postoperative Delirium and Postoperative Cognitive Dysfunction: Overlap and Divergence**
 *L. A. Daiello, A. M. Racine, R. Y. Gou, E. R. Marcantonio, Z. Xie, L. J. Kunze, K. V. Vlassakov, S. K. Inouye, R. N. Jones, for the SAGES Study Group* 477


Postoperative delirium increased the risk of postoperative cognitive dysfunction at 1 month postoperatively but there was no association between postoperative delirium and cognitive dysfunction at 2 and 6 months after major noncardiac surgery. Postoperative delirium and longer-term postoperative cognitive dysfunction may be different disorders.

Postoperative Delirium Is Associated with Long-term Decline in Activities of Daily Living
Z. Shi, X. Mei, C. Li, Y. Chen, Hailin Zheng, Y. Wu, Hui Zheng, L. Liu, E. R. Marcantonio, Z. Xie, Y. Shen 492

About a quarter of enrolled patients, averaging 80 yr of age, developed delirium after major elective and urgent major orthopedic surgery. Activities of daily living at 2 to 3 yr and mortality at 3 yr were both worse in patients who experienced delirium.

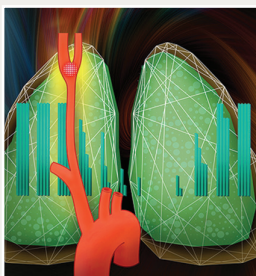
◆ **Population Kinetics of 0.9% Saline Distribution in Hemorrhaged Awake and Isoflurane-anesthetized Volunteers**
 *J. Nyberg, H. Li, P. Wessmark, V. Winther, D. S. Prough, M. P. Kinsky, C. H. Svensén*..... 501

The distribution of infused fluid after hemorrhage (7 ml/kg during 20 min) in a randomized crossover study of 12 healthy volunteers while awake and while isoflurane-anesthetized was described by a two-fluid space model that included study arm, body weight, and sex as covariates. Only sex had a statistically significant effect on the area under the plasma dilution curve and maximum plasma dilution, both of which were increased by a median of 17% in females (95% CIs, 1.08 to 1.38 and 1.07 to 1.39, respectively) compared with males. **SUPPLEMENTAL DIGITAL CONTENT IS AVAILABLE IN THE TEXT**

◆ Refers to This Month in ANESTHESIOLOGY
 ◆ Refers to Editorial Views
 This article has an Audio Podcast

◆ See Supplemental Digital Content
 CME Article
 This article has a Video Abstract

◆ Part of the Letheon writing competition
 This article has a Visual Abstract
 Readers' Toolbox



ON THE COVER: The ventilatory response to hypoxia is a life-saving chemoreflex originating at the carotid bodies that is impaired by nondepolarizing neuromuscular blocking agents. In this issue of ANESTHESIOLOGY, Broens *et al.* evaluated the effect of three strategies for reversal of a partial neuromuscular block on ventilatory control in healthy volunteers on the chemoreflex. In an accompanying Editorial View, Pandit and Eriksson discuss the effect of neuromuscular blockade on carotid body function, emphasizing that even when the train-of-four ratio has recovered to 1.0, the acute ventilatory response to hypoxia can remain significantly depressed. Cover illustration: A. Johnson, Vivo Visuals.

- Pandit and Eriksson: Reversing Neuromuscular Blockade: Not Just the Diaphragm, but Carotid Body Function Too, p. 453
- Broens *et al.*: Reversal of Partial Neuromuscular Block and the Ventilatory Response to Hypoxia: A Randomized Controlled Trial in Healthy Volunteers, p. 467

Internal Carotid Artery Blood Flow Response to Anesthesia, Pneumoperitoneum, and Head-up Tilt during Laparoscopic Cholecystectomy

M. Skytjoti, M. Elstad, S. Søvik.....512

At steady-state depth of anesthesia, in patients undergoing laparoscopic cholecystectomy, creation of pneumoperitoneum decreased cardiac output and internal carotid artery blood flow while mean arterial pressure and end-tidal carbon dioxide levels remained unchanged.

Superior Trunk Block: A Phrenic-sparing Alternative to the Interscalene Block: A Randomized Controlled Trial

D. H. Kim, Y. Lin, J. C. Beathe, J. Liu, J. A. Oxendine, S. C. Haskins, M. C. Ho, D. S. Wetmore, A. A. Allen, L. Wilson, C. Garnett, S. G. Memtsoudis521

When interscalene block was compared with superior trunk block, less frequent hemidiaphragmatic paralysis was seen in the superior trunk block group. Superior trunk block was noninferior to interscalene block in terms of worst pain scores in the recovery room, and superior trunk block patients were more satisfied. *SUPPLEMENTAL DIGITAL CONTENT IS AVAILABLE IN THE TEXT*

Trends in Direct Hospital Payments to Anesthesia Groups: A Retrospective Cohort Study of Nonacademic Hospitals in California

C. O'Connell, F. Dexter, D. J. Mauler, E. C. Sun534

Among 240 nonacademic California hospitals analyzed between 2002 and 2014, more hospitals made direct payments to an anesthesia group in 2014 than in 2002 and the median payment increased. Hospitals where public insurers accounted for a larger fraction of anesthesia revenues were increasingly more likely to make direct payments to private anesthesia groups. Direct payments to private anesthesia groups are becoming increasingly important, particularly for hospitals providing care to underserved populations. *SUPPLEMENTAL DIGITAL CONTENT IS AVAILABLE IN THE TEXT*

BASIC SCIENCE

Prothrombin Complex Concentrate-induced Disseminated Intravascular Coagulation Can Be Prevented by Coadministering Antithrombin in a Porcine Trauma Model

O. Grottko, M. Honickel, T. Braunschweig, A. Reichel, H. Schöchl, R. Rossaint543

In this animal polytrauma model, 50 IU/ kg prothrombin complex concentrate is associated with a risk of disseminated intravascular coagulopathy and thromboembolism. The addition of antithrombin appears to balance the procoagulant effects of prothrombin complex concentrate, consequently reducing the risk of complications without impairing efficacy. *SUPPLEMENTAL DIGITAL CONTENT IS AVAILABLE IN THE TEXT*

Syntaxin1A Neomorphic Mutations Promote Rapid Recovery from Isoflurane Anesthesia in *Drosophila melanogaster*

M. Troup, O. H. Zalucki, B. D. Kottler, S. Karunanithi, V. Anggono, B. van Swinderen555

Resistance to isoflurane anesthesia can be produced by transiently expressing truncated syntaxin1A proteins in adult *Drosophila* flies. Electrophysiologic and behavioral studies in *Drosophila* show that mutations in syntaxin1A facilitate recovery from isoflurane anesthesia. These observations suggest that presynaptic mechanisms, via syntaxin1A-mediated regulation of neurotransmitter release, are involved in general anesthesia maintenance and recovery. *SUPPLEMENTAL DIGITAL CONTENT IS AVAILABLE IN THE TEXT*

Critical Care Medicine

CLINICAL SCIENCE

Atrophy of Diaphragm and Pectoral Muscles in Critically Ill Patients

E. Vivier, A. Roussey, F. Doroszewski, S. Rosselli, C. Pommier, G. Carteaux, A. Mekontso Dessap569

Ultrasound was used for serial assessment of diaphragm and pectoral muscle in 97 critically ill patients. Diaphragm and pectoral atrophy occurred in 48% and 29%, respectively, and was associated with septic shock (diaphragm) and steroid use (pectoral); atrophy of the two muscle types appears unrelated. *SUPPLEMENTAL DIGITAL CONTENT IS AVAILABLE IN THE TEXT*

Blood Purification and Mortality in Sepsis and Septic Shock: A Systematic Review and Meta-analysis of Randomized Trials

A. Putzu, R. Schorer, J. C. Lopez-Delgado, T. Cassina, G. Landoni580


Meta-analysis of very low-quality randomized controlled trial evidence demonstrates a potential benefit of hemoperfusion, hemofiltration, or plasmapheresis. Additional high-quality trials demonstrating benefit in modern clinical practice are needed before recommending these therapies. *SUPPLEMENTAL DIGITAL CONTENT IS AVAILABLE IN THE TEXT*

Driving Pressure Is Associated with Outcome during Assisted Ventilation in Acute Respiratory Distress Syndrome

G. Bellani, A. Grassi, S. Sosio, S. Gatti, B. P. Kavanagh, A. Pesenti, G. Foti594

This study shows that in the majority of adult patients with acute respiratory distress syndrome, both driving pressure and respiratory system compliance can be reliably measured during pressure support (assisted) ventilation. Higher driving pressure measured during pressure support (assisted) ventilation significantly associates with increased intensive care unit mortality, whereas peak inspiratory pressure does not. Lower respiratory system compliance also significantly associates with increased intensive care unit mortality. *SUPPLEMENTAL DIGITAL CONTENT IS AVAILABLE IN THE TEXT*



BASIC SCIENCE

-  **Oxidants Regulated Diaphragm Proteolysis during Mechanical Ventilation in Rats**
N. Moroz, K. Maes, J.-P. Leduc-Gaudet, P. Goldberg, B. J. Petrof, D. Mayaki, T. Vassilakopoulos, D. Rassier, G. Gayan-Ramirez, S. N. Hussain.....605



Pretreatment of rats undergoing 24 h of mechanical ventilation with *N*-acetylcysteine prevents decreases in diaphragm contractility, inhibits the autophagy and proteasome pathways, but has no influence on the development of diaphragm fiber atrophy. *SUPPLEMENTAL DIGITAL CONTENT IS AVAILABLE IN THE TEXT*

Pain Medicine

CLINICAL SCIENCE

-   **Opioid- and Motor-sparing with Proximal, Mid-, and Distal Locations for Adductor Canal Block in Anterior Cruciate Ligament Reconstruction: A Randomized Clinical Trial**
F. W. Abdallah, J. Mejia, G. A. Prasad, R. Moga, J. Chahal, J. Theodoropoulos, T. Dwyer, R. Brull.....619

Proximal adductor canal injections were associated with lower first 24-h morphine consumption than when injections were more distal. Decreases in quadriceps strength were similar whether the injection was made in a proximal, mid-, or distal adductor canal location.

-   **Pectoralis-II Myofascial Block and Analgesia in Breast Cancer Surgery: A Systematic Review and Meta-analysis**
N. Hussain, R. Brull, C. J. L. McCartney, P. Wong, N. Kumar, M. Essandoh, T. Sawyer, T. Sullivan, F. W. Abdallah.....630

This meta-analysis includes 14 randomized trials comparing pectoralis-II block with paravertebral blocks and found that there were no differences in pain scores or opioid consumption between the two groups in patients having surgery for breast cancer. Pectoralis-II blocks were noninferior to paravertebral blocks in reducing pain intensity and morphine consumption for the first 24 h after surgery and both were superior to systemic analgesia alone. *SUPPLEMENTAL DIGITAL CONTENT IS AVAILABLE IN THE TEXT*



BASIC SCIENCE

- Combination of a δ -opioid Receptor Agonist and Loperamide Produces Peripherally-mediated Analgesic Synergy in Mice**
D. J. Bruce, C. D. Peterson, K. F. Kitto, E. Akgün, S. Lazzaroni, P. S. Portoghese, C. A. Fairbanks, G. L. Wilcox.....649



The administration of a selective δ -opioid agonist, oxymorphone, and a peripherally-restricted μ -agonist, loperamide, provided synergistic analgesia in a mouse inflammatory pain model. The use of combinations of peripherally-restricted opioid ligands may provide analgesia with reduced side effects when compared with centrally acting opioids.

Education

IMAGES IN ANESTHESIOLOGY



-  **An Impacted Epidural Catheter**
P. N. Odonkor, S. P. Deshpande, A. M. Malinow.....664
SUPPLEMENTAL DIGITAL CONTENT IS AVAILABLE IN THE TEXT
- Harlequin Syndrome Associated with Erector Spinae Plane Block**
T. R. Sullivan, P. Kanda, S. Gagne, I. Costache.....665
-  **Lung Pulse with Pneumothorax: Examine the Thoracic Artery and Veins**
R. Copetti.....666
SUPPLEMENTAL DIGITAL CONTENT IS AVAILABLE IN THE TEXT
- Gigantic Pericardial Bronchogenic Cyst Compressing Superior Vena Cava and Coronary Artery**
C. Parsons, C. B. Zhao, J. Huang.....667

ORIGINAL INVESTIGATIONS IN EDUCATION

-   **Repeated Cross-sectional Surveys of Burnout, Distress, and Depression among Anesthesiology Residents and First-year Graduates**
H. Sun, D. O. Warner, A. Macario, Y. Zhou, D. J. Culley, M. T. Keegan.....668



Based on survey data from 2013 to 2016, the prevalence of burnout, distress, and depression in anesthesiology residents and first-year graduates was 51%, 32%, and 12%, respectively. More hours worked and student debt were associated with a higher risk of distress and depression, but not burnout. Perceived institutional and social support and work-life balance were associated with a lower risk of burnout, distress, and depression. *SUPPLEMENTAL DIGITAL CONTENT IS AVAILABLE IN THE TEXT*

CLINICAL FOCUS REVIEW

-   **Intraoperative Methadone in Surgical Patients: A Review of Clinical Investigations**
G. S. Murphy, J. W. Szokol.....678

This Clinical Focus Review provides an assessment of clinical investigations that have evaluated the effect of intraoperative methadone on postoperative outcomes. Postoperative pain and need for analgesics can be significantly reduced with intraoperative methadone.

REVIEW ARTICLES

-   **Transfusion-related Acute Lung Injury in the Perioperative Patient**
M. J. McVey, R. Kapur, C. Cserti-Gazdewich, J. W. Semple, K. Karkouti, W. M. Kuebler.....693

Transfusion-related acute lung injury is associated with procedures supervised by anesthesiologists. Although relatively rare, transfusion-related acute lung injury leads to considerable morbidity and mortality within the perioperative period. Therefore, anesthesiologists need to be able to anticipate risks and prevent and treat this condition.

Imaging the Injured Lung: Mechanisms of Action and Clinical Use
*M. Cereda, Y. Xin, A. Goffi, J. Herrmann, D. W. Kaczka,
 B. P. Kavanagh, G. Perchiazzi, T. Yoshida, R. R. Rizi*.....716

Pulmonary imaging provides major insights into the pathophysiology of lung injury and informs current respiratory care. Integrated approaches to conventional and advanced imaging, including bedside techniques, will continue to advance management of the injured lung. *SUPPLEMENTAL DIGITAL CONTENT IS AVAILABLE IN THE TEXT*

MIND TO MIND

Down Under the Deep
S. Arora.....750

Why We Write
J. M. Berry.....751

CORRESPONDENCE

Cognitive Effects of Perioperative Pregabalin: Comment
B. F. S. Allen, M. D. McEvoy.....753

Cognitive Effects of Perioperative Pregabalin: Reply
M. Myhre, H. Børsting Jacobsen, S. Andersson, A. Stubhaug.....753

Crystalloid/Colloid Renal and Disability Outcomes: Comment
R. Pizov, S. Gelman.....754

Crystalloid/Colloid Renal and Disability Outcomes: Reply
A. Joosten, J. Rinehart, P. Van der Linden.....755

Reviews of Educational Material 757
Anesthesiology Reflections From The Wood Library-Museum

Anesthetic Inductions from Hexobarbital to Pentothal: Counting Down from 6 to 5?
George S. Bause..... 461

Dr. Frank A. Shattuck's Unfolding "Specialty, the Administration of Nitrous Oxide Gas"
George S. Bause..... 533

Antipodal Views on Branding Amylocaine as Stovaine: Modesty or Political Correctness?
George S. Bause..... 579

The Appearance and Disappearance of Dr. Edwin J. Thompson, Lynn's Celebrated Administrator of Nitrous Oxide
George S. Bause..... 604

Turning Trash Cans into Iron Lungs: Dr. Robert M. Coffey, the "Genius of Juneau"
George S. Bause..... 715

Careers & Events 19A

INSTRUCTIONS FOR AUTHORS

The most recently updated version of the Instructions for Authors is available at www.anesthesiology.org. Please refer to the Instructions for the preparation of any material for submission to ANESTHESIOLOGY.

Manuscripts submitted for consideration for publication must be submitted in electronic format. The preferred method is via the Journal's Web site (<http://www.anesthesiology.org>). Detailed directions for submissions and the most recent version of the Instructions for Authors can be found on the Web site (<http://www.anesthesiology.org>). Books and educational materials should be sent to Alan Jay Schwartz, M.D., M.S.Ed., Director of Education, Department of Anesthesiology and Critical Care Medicine, The

ANESTHESIOLOGY (ISSN 0003-3022) is published monthly by Wolters Kluwer Health, Inc., 14700 Citicorp Drive, Bldg 3, Hagerstown, MD 21742. Business office: Two Commerce Square, 2001 Market Street, Philadelphia, PA 19103. Periodicals postage paid at Hagerstown, MD, and at additional mailing offices. Copyright © 2019, the American Society of Anesthesiologists, Inc. All Rights Reserved.

Annual Subscription Rates: *United States*—\$977 Individual, \$2249 Institution, \$393 In-training. *Rest of World*—\$1030 Individual, \$2497 Institution, \$393 In-training. Single copy rate \$230. Subscriptions outside of North America must add \$56 for airfreight delivery. Add state sales tax, where applicable. The GST tax of 7% must be added to all orders shipped to Canada (Wolters Kluwer Health, Inc.'s GST Identification #895524239, Publications Mail Agreement #1119672). Indicate in-training status and name of institution. Institution rates apply to libraries, hospitals, corporations, and partnerships of three or more individuals. Subscription prices outside the United States must be prepaid. Prices subject to change without notice. Subscriptions will begin with currently available issue unless otherwise requested. Visit us online at www.lww.com.

Individual and in-training subscription rates include print and access to the online version. Online-only subscriptions for individuals (\$323) and persons in training (\$323) are available to nonmembers and may be ordered by downloading a copy of the Online Subscription FAXback Form from the Web site, completing the information requested, and faxing the completed form to 301-223-2400. Institutional rates are for print only; online subscriptions are available via Ovid. Institutions can choose to purchase a print and online subscription together for a discounted rate. Institutions that wish to purchase a print subscription, please contact Wolters Kluwer Health, Inc., 14700 Citicorp Drive, Bldg 3, Hagerstown, MD 21742; phone: 800-638-3030; fax: 301-223-2400. Institutions

Children's Hospital of Philadelphia, 34th Street and Civic Center Blvd., Room 9327, Philadelphia, Pennsylvania 19104-4399. Article-specific permission requests are managed with Copyright Clearance Center's Rightslink service. Information can be accessed directly from articles on the journal Web site. More information is available at <http://anesthesiology.pubs.asahq.org/public/rightsandpermissions.aspx>. For questions about the Rightslink service, e-mail customer@copyright.com or call 877-622-5543 (U.S. only) or 978-777-9929. Advertising and related correspondence should be addressed to Advertising Manager, ANESTHESIOLOGY, Wolters Kluwer Health, Inc., Two Commerce Square, 2001 Market Street, Philadelphia, Pennsylvania 19103 (Web site: <http://www.wkcenter.com/>). Publication of an advertisement in ANESTHESIOLOGY does not constitute endorsement by the Society or Wolters Kluwer Health, Inc. of the product or service described therein or of any representations made by the advertiser with respect to the product or service.

that wish to purchase an online subscription or online with print, please contact the Ovid Regional Sales Office near you or visit www.ovid.com/site/index.jsp and select Contact and Locations.

Address for non-member subscription information, orders, or change of address (except Japan): Wolters Kluwer Health, Inc., 14700 Citicorp Drive, Bldg 3, Hagerstown, MD 21742; phone: 800-638-3030; fax: 301-223-2400. In Japan, contact Wolters Kluwer Health Japan Co., Ltd., Forecast Mita Building 5th floor, 1-3-31 Mita Minato-ku, Tokyo, Japan 108-0073; phone: +81 3 5427 1969; e-mail: journal@wkjapan.co.jp.

Address for member subscription information, orders, or change of address: Members of the American Society of Anesthesiologists receive the print and online journal with their membership. To become a member or provide a change of address, please contact the American Society of Anesthesiologists, 1061 American Lane, Schaumburg, Illinois 60173-4973; phone: 847-825-5586; fax: 847-825-1692; e-mail: membership@ASAhq.org. For all other membership inquiries, contact Wolters Kluwer Health, Inc., Customer Service Department, P.O. Box 1610, Hagerstown, MD 21740; phone: 800-638-3030; fax: 301-223-2400.

Postmaster: Send address changes to ANESTHESIOLOGY, P.O. BOX 1610, Hagerstown, MD 21740.

Advertising: Please contact Hilary Druker, Advertising Field Sales Representative, Health Learning, Research & Practice, Medical Journals, Wolters Kluwer Health, Inc.; phone: 609-304-9187; e-mail: Hilary.Druker@wolterskluwer.com. For classified advertising: Dave Wiegand, Recruitment Advertising Representative, Wolters Kluwer Health, Inc., Two Commerce Square, 2001 Market Street, Philadelphia, PA 19103; phone: 847-361-6128; e-mail: Dave.Wiegand@wolterskluwer.com.